

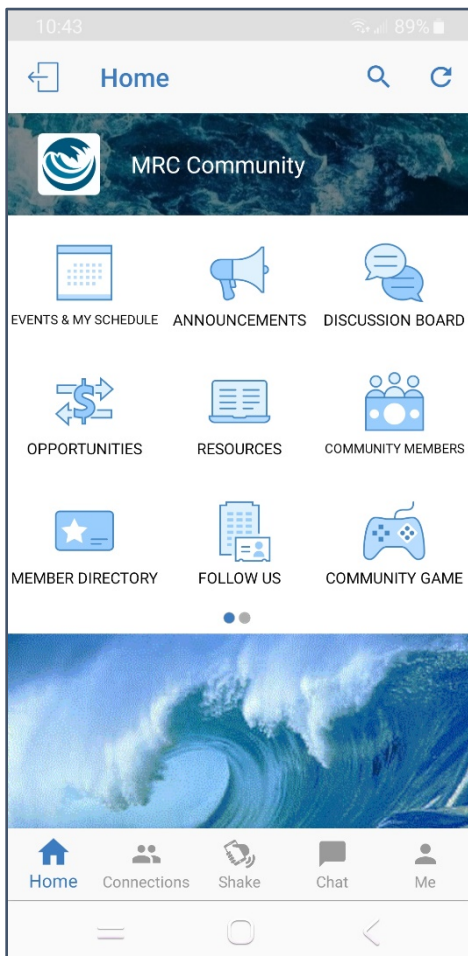


marine
renewables
canada

MRC Connect – Community & Event App USERS GUIDE

The COVID-19 pandemic has made it challenging to carry out typical business development activities such as conferences, workshops, networking events, and even out-of-town meetings. The ability to continue making new connections, foster relationships and engage in networking opportunities is important. In addition to webinars and hosting smaller in-person events, Marine Renewables Canada (MRC) has developed a new tool to support its members business development needs during these times when doing work from a distance is the norm.

The Marine Renewable Canada "MRC Connect" App is right at your fingertips at all times -- designed to be used on a daily basis as a tool for members to connect with each other directly and informally, keep informed of opportunities, and provide additional support for events and international trade missions.



MRC Connect is designed to:

- Create a Central Hub (MRC Community)
- Foster a Community and Facilitate Networking
- Encourage Collaboration & Information Sharing
- Assist International Business Development Activities
- Facilitate Virtual Activities

MRC Connect hosts both the MRC Community as well as various MRC events. Once members are logged into MRC Connect, they will be able to access the MRC Community as well as any events they are registered to participate in (only the larger MRC events will have a dedicated event interface within MRC Connect (ex. Annual Conference, Trade Missions)

This user guide will assist you with downloading the MRC Connect App, accessing the MRC Community and /or events and explain the features available and how they work.

Downloading the app

[Download the official MRC Connect App for iPhone or Android](#) → or search “MRC Connect” in the Apple or Google Play store.

Creating Your profile

After the app is installed, enter **the email address you have on file with MRC to login (this is how we have identified you in the back end)** and create your profile. See below for step-by-step instructions on creating your profile:

Step 1

1. Enter your email address and tap **Continue**

Step 2

2. Enter your password in the Password and Repeat Password fields, and tap **Sign Up**

Step 3

3. Populate your profile, then tap **Continue**

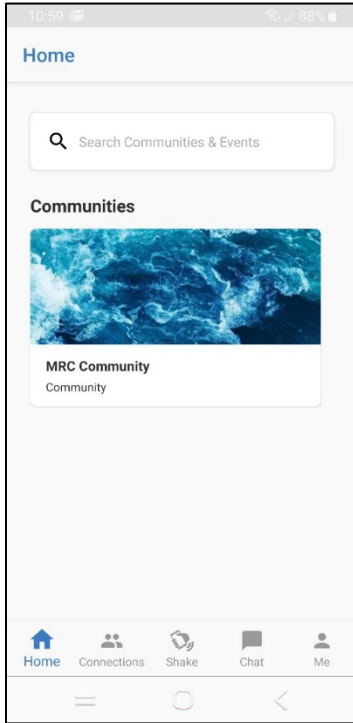
Profile Details & Hints:

The information in your profile gives you a chance to showcase yourself to other users and creates an opportunity to find common ground with people you may want to connect with.

- Title (120 characters max) - Let people know what you do.
- Company (120 characters max) - Let people know where you work. It will help signal what type of business connection they could make with you.
- Profile Photo - Help other users put a face to your name and profile. Even though this is optional, it would be great to put a name to a face – and it will help you identify your connection next time you are at an in-person event.
- Location - Let others know where you are from.
- Summary (250 characters max) - Summarize yourself, your interests, your goals, or a mixture of everything.

Now you're ready to join the MRC Community!

Joining the MRC Community



Once you have installed the MRC Connect App and logged in and created your profile, you can access the MRC Community and/or any current events running that you are registered for. Initially, just the MRC Community is listed and live. You will see events/missions listed as they are scheduled in the future.

****Any events/missions listed in the MRC Connect will also be listed on this page, but only accessible to those registered for that specific event.**

- To access the MRC Community:
 - Tap the **MRC Community**
 - Tap **JOIN**

****Note** – you can also download and access this app on your desktop/laptop (PC or Mac) [HERE](#). All features (except “shake”) are fully accessible/active. Full instructions on using the Web App version are available [HERE](#).

You are now part of the MRC Community!

MRC Community Features

The MRC Community has many features available that will help facilitate networking amongst members, encourage collaboration & information sharing, facilitate virtual activities, and assist with international business development activities....and more.

Below is an outline of the current features available through the MRC Community:

****NOTE** – MRC staff will be updating and adding features to the App as needed. We welcome feedback from all members on the App and its features so we can continuously improve it. Please relay any feedback to Amanda White at amanda@marinerenewables.ca

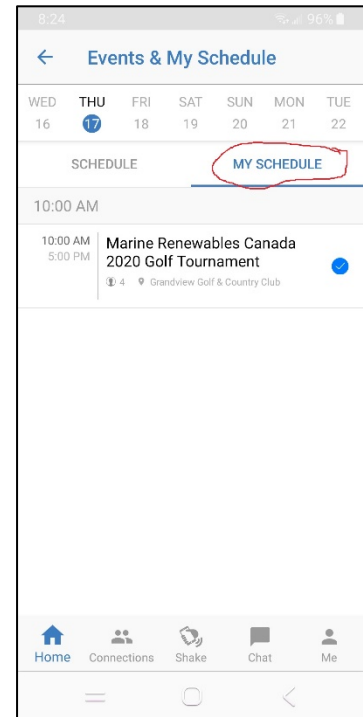
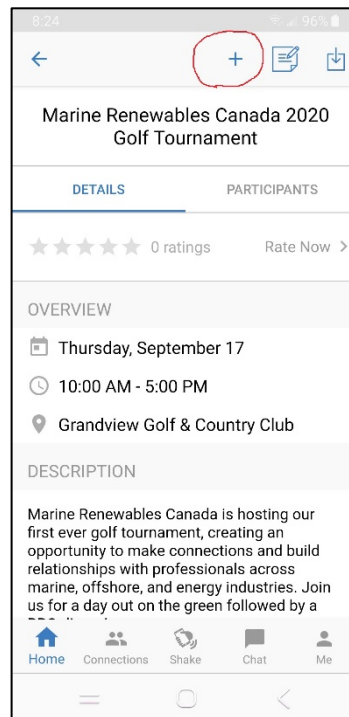
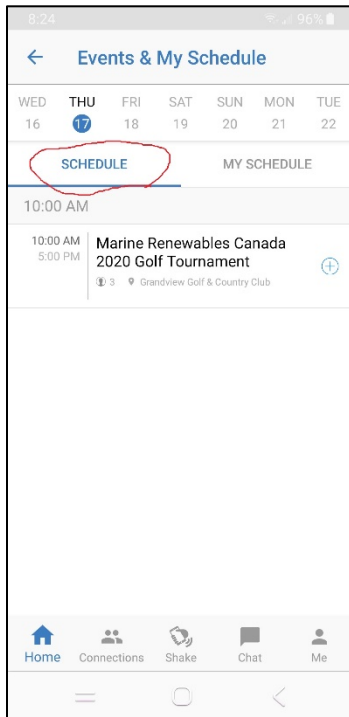
Personal profile

You will be asked to populate this feature with your information when you initially join the App. You can update/edit your profile anytime and as often as needed by clicking on the “Me” tab at the bottom right of the App screen.

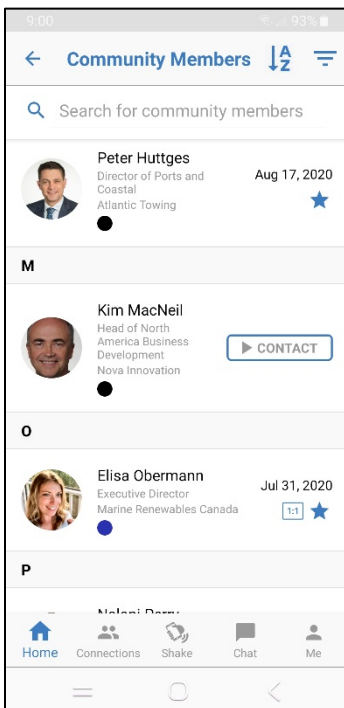
Events & My Schedule (upgrades coming)

This feature has two tabs – Schedule & My Schedule. The “schedule” tab lists any upcoming MRC events and activities. The “My Schedule” tab will populate with any of these events/activities that you are attending and add to your own schedule. Any 1-1 meetings you schedule with other users will also populate in “My Schedule”. Below are a few screenshots

****NOTE** – This feature is being upgraded so that it is more user friendly and will show an actual "calendar" that will give you weekly/monthly views so you can easily see what is upcoming. The "My Schedule" tab will remain.



Community Members

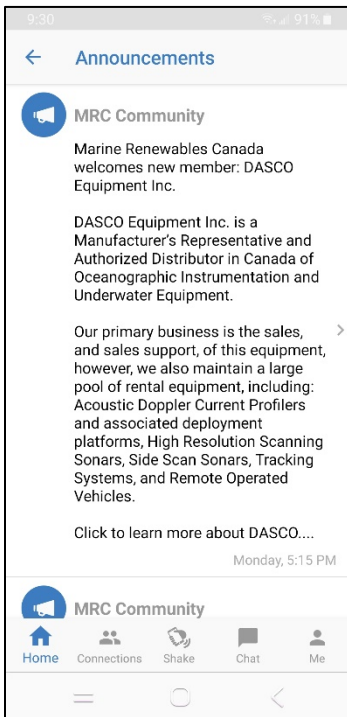


Each MRC Member Company/Organization can have up to 3 contacts subscribed, listed and able to access the App. This "Community Members" feature will list those contacts and show the profile you created for yourself when you initially access the App for the first time. (NOTE: The 3 contacts listed from an MRC Member Company/Organization will be the same contacts that were provided to MRC to receive communications (i.e. Member Dispatch, direct emails, etc.). If you'd like to subscribe additional staff from your company/organization, please contact Amanda White.)

Through this feature you can send an "Add" request to any other member listed adding them to your personal "Connections" list. Once this is done, you can then "Chat" directly and privately with them. You can also create group chats with multiple connections.

****Keep in mind, when someone has not activated their App account yet, they will have a "Contact" icon instead of an "Add" icon. You can still click the "Contact" icon to remind them to join the app, so you can connect and chat. They will receive the message in an email, and be prompted to join the app.**

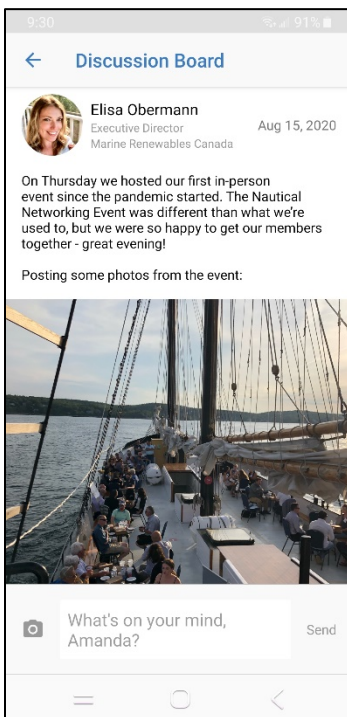
Announcements



This feature will highlight important announcements from MRC. These can include announcements on upcoming events, member announcements, MRC advocacy activities etc. MRC staff will use this feature to push out important notifications and announcements to members.


When a new announcement is added, you will receive a notification on your phone. Make sure that you have notifications for the app turned on if you want to receive real-time announcement notifications. Otherwise, you will only see the announcement the next time you go into the app.

Discussion Board



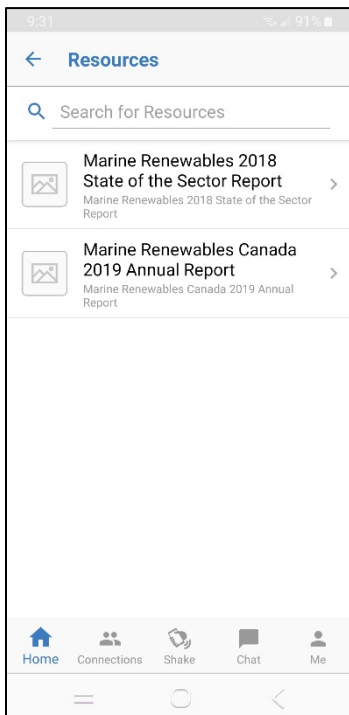
The Discussion Board feature allows app users to interact and share thoughts, questions, and experiences that can be viewed by all users of the app (i.e. all MRC members that are subscribed). It is a place to post questions/inquiries, opportunities, news, events, photos, etc. It's intended to be a useful tool – so we encourage you to use it often.

Opportunities




This feature will be used by MRC to push out any relevant industry opportunities that may be of interest to members. This can range from event sponsorship, funding programs, procurement opportunities, etc.

Resources



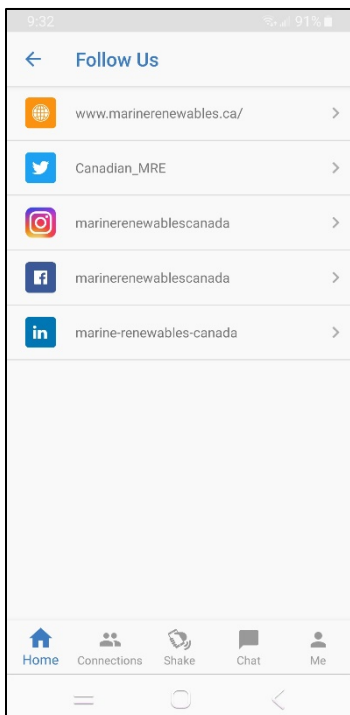
This feature will list general industry resources that may be useful to MRC members. This includes things like – most recent MRC Annual Report, State of the Sector Report, market studies etc.

Member Directory



This feature lists all current MRC members – including logo, location, contact link (email only) and a link to your full listing in the MRC membership / supply chain directory.

Follow Us



This feature lists all MRC website and social media links and provides an easy way for you to follow any of our communication platforms.

Community Game

This is a fun feature that will allow MRC members/App users to connect and interact in a unique and active way. Stay tuned for more information on this feature.

Live Stream

This feature allows app users to join an MRC hosted webinar or virtual event directly through the app. MRC staff will post the link to this feature – you simply have to click the link to access the webinar / virtual event. When there is a live stream, an announcement/notification will also be made to alert you.

App Guide

This feature allows you to link director to the Socio (App developers) website to access all info on using and making the most out of the App.

NOTE – There will be App edits and new features added over the coming months. You will get notifications (along with a red dot next to the feature icon) when anything has been changed or added.